



HOW-TO


SETUP EMAIL



FOR **Android**
USING **Outlook**


STEP 1

Firstly, find and open 'Outlook'



STEP 2

Select the 'Add Account' button

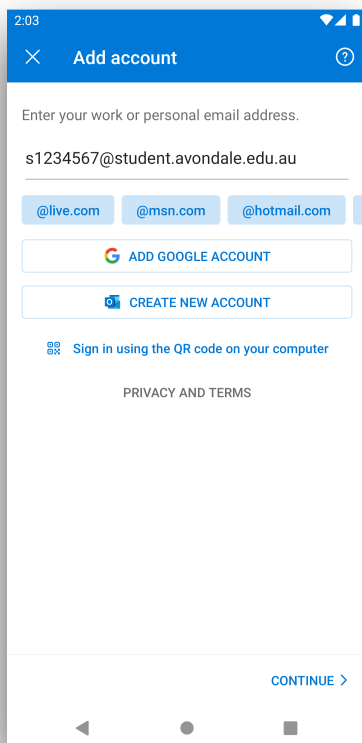


STEP 3

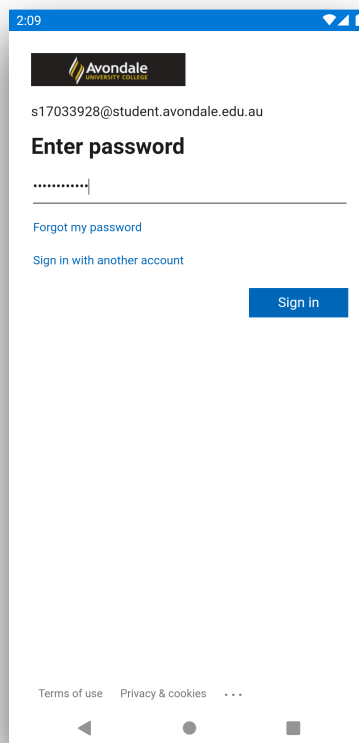
Now enter your Avondale Credentials for the steps below:

- i) Enter your Avondale Email Address
- ii) Enter your Avondale Password
- iii) Wait for Outlook to download mail

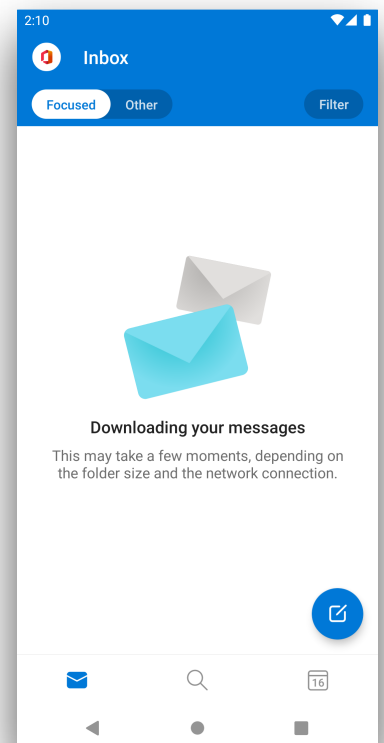
i) Enter your Avondale email address then select 'Continue'



ii) Now enter your Avondale password and select 'Sign In'



iii) Outlook may take up to a minute to download your emails onto your device



You should now be successfully signed into Outlook on your Android device!