

Book Submission Guide**Step 1: Create an account in Research Online @ Avondale**

- a. First, go to <https://research.avondale.edu.au/>
- b. Next, click on **My Account** under Avondale logo on the left side of the page:



HOME ABOUT FAQ **MY ACCOUNT**

- c. Create an account by using the **Sign up** button using your Avondale email, or log in to an existing account (Skip the rest of this step if you log in to an existing account)

Login Email address: <input type="text"/> Password: <input type="password"/> <input type="checkbox"/> Remember me <input type="button" value="Login"/> Forget your password? New Email Address? Please log in and choose Edit Profile on your My Account page to update your contact information or customize your password.	Create new account You will need to create an account to complete your request. It's fast and free. <input type="button" value="Sign up"/>
---	---



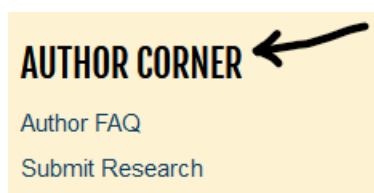
Please use your full, legal name when you create your account.

- d. Next, check the email account you used to create your account to confirm your registration. You will need to click on the attached link to continue:

To confirm your account and resume your activity, please click [here](#).

Step 2: Submitting your Book

- a. After creating your account and logging in, choose the appropriate repository School link below to submit your Book:
- School of Arts https://research.avondale.edu.au/arts_books/
 - School of Business (Avondale Business School) https://research.avondale.edu.au/bit_books/
 - School of Education https://research.avondale.edu.au/edu_books/
 - School of Nursing and Health https://research.avondale.edu.au/nh_books/
 - School of Science and Mathematics https://research.avondale.edu.au/sci_math_books/
 - School of Ministry and Theology (Avondale Seminary) https://research.avondale.edu.au/theo_books/
- b. Next, click **Submit Research** under Author Corner on the left side of the page:



- c. You will then be directed to the online **Submission Instructions and Submission Agreement** page. Read the Agreement, and check the box at the bottom of the page, indicating you agree with the conditions, and click **Continue**.

I understand that once a peer-reviewed Work is deposited in the repository, it may not be removed.

NOTE: It is suggested that you print this page for your records.

Please check this if you agree to the above terms.

Continue

d. You will be taken to the main entry submission page. Some of the fields on the form are required:

REQUIRED TITLE

Enter the Title in Headline Capitalization (capitalize "all nouns, pronouns and verbs, and all other words of four or more letters").

REQUIRED AUTHORS

This is the name and email address you used when you created your account. If you used a nickname, or want a different email address, you can click on the pencil icon to edit it. Otherwise, no further action is required in this field.

AUTHOR FACULTY (DISCIPLINE)

Choose your School from the drop-down menu

DOCUMENT TYPE

Choose Book from the drop-down menu (automatically defaults to Article)

REQUIRED PUBLICATION DATE

Year is required but all other fields are optional. i.e. 2020

ISBN

Enter ISBN in text box

REQUIRED EMBARGO PERIOD

Please contact Electronic Services Librarian if an Embargo period is required

KEYWORDS

Type in text box keywords and keyword phrases and separate with commas (choose words that summarize the concept and content)

DISCIPLINES

You can add categories by clicking in the left sidebar and click [Select](#).

ANZSRC / FOR CODE

Use the plus icons to navigate the two, four, and six digit FOR codes. Double click once to select the appropriate codes

AVONDALE RESEARCH CENTRE

Choose Research Centre from the drop down menu

REPORTABLE ITEMS

Select from the drop down menu the [Higher Education Research Data Collection \(HERDC\) category](#) from the A1, A2, A3 or A4 options

FIELD OF EDUCATION

Choose appropriate Field of Education from the drop-down menu

PEER REVIEW

Choose appropriately from the drop-down menu whether peer-review (refereeing) occurred before publication, after publication, or it was non-refereed

STAFF CLASSIFICATION

Choose appropriately from the drop-down menu whether you are permanent Avondale Staff, Contract staff, Conjoint or Adjunct lecturer.

ABSTRACT

Type or paste the text of your abstract into the text box.

COMMENTS

Leave this field blank (To be completed by Electronic Services Librarian)

RECOMMENDED CITATION

Avondale uses APA citation style. As such, citations are created at the time of submission by the Electronic Services Librarian to override the DigitalCommons default citation. Do not complete this field as it will be completed by the Electronic Services Librarian prior to being live on the repository.

REQUIRED UPLOAD FILE

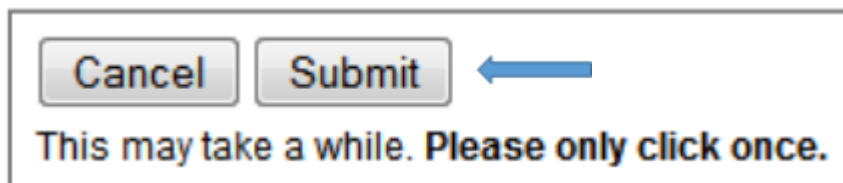
To locate your file: Choose **Upload file from your computer** and click the **Browse** button to locate file on your computer in Microsoft Word or PDF format.

To link your file: Choose **Link out to file on remote site** and add the url link

ADDITIONAL FILES

Click check box, then the submit button below and follow the prompts to upload any additional files.

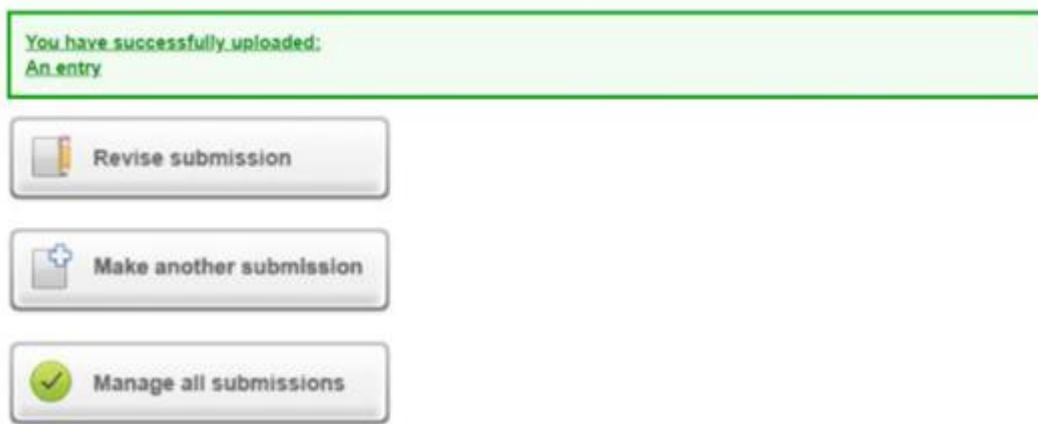
Click to submit your entry to Research Online @ Avondale.



Uploading your entry may take a few minutes. If clicking on Submit does not take you to a new page after a while, scroll to the top and check for error messages:

- ✘ The 'Keywords' field cannot be blank.
- ✘ The 'First Advisor' field cannot be blank.
- ✘ The 'Abstract' field cannot be blank.
- ✘ The 'Title' field cannot be blank.
- ✘ The 'Date Of Award' field cannot be blank.
- ✘ You must choose yes or no for 'Upload Full Text'.

e. If your upload was successful, you will be taken to a page that resembles the following:



Congratulations, you have successfully uploaded your entry!

You may revise the submission if necessary, or to return to your account page and logout, click on **My Account** under the Avondale logo on the left side of the page.

On the My Account page you can:

Log out, manage your account settings, look at your Dashboard Tools or View the status of your submissions

At this point, the system will notify the Electronic Services Librarian of your submission, and when they approve it, you will receive notification.

Additionally, you will also receive monthly emails after your entry is posted; alerting you to the number of downloads your entry has received.

If you have any questions regarding the process, please contact:

Alicia Starr

Electronic Services Librarian

Lake Macquarie Campus Library

Avondale University College

(02) 4980 2282

alicia.starr@avondale.edu.au