

Catalyst.

2024 CATALYST SEMESTER 1 CURRICULUM & UNIT OUTLINES



*Discover and Embrace Your
Kingdom Purpose in Jesus
—Be a Disciple-Maker*

19 FEB – 12 MAY
catalyst.i4d.au

institute4discipleship



CURRICULUM OUTLINES

Curriculum Outlines

To complete the Catalyst Experience, the participant must complete all the Units contained in the package, complete the “My Reflections” section and get sign-off from the Unit presenter.

SPECIALISATION AREAS:

- a. The Nature of the Scriptures
- b. The Dynamics of Salvation
- c. Discipleship Foundations
- d. Discipleship & the Metanarrative
- e. Discipleship & Christian History
- f. Discipleship & Our Story
- g. Discipleship & Spirituality
- h. Discipleship & Mission
- i. Discipleship & Community
- j. Discipleship in our contemporary world
- k. Discipleship in the Local Church
- l. Discipleship in the Digital World

Curriculum Outlines

Unit Title	Presenter	Page
Foundations of Discipleship	Gilbert Cangy	6
Foundations of Biblical Spirituality	Allan Walshe	12
Jesus the Christ	Gervais Cangy	16
Jesus, the Fulfilment of Revelation	Gervais Cangy	22
Inspiration & Revelation	Anthony MacPherson	26
Jesus' Principles and Method: Cultivating Multiplying Kingdom Movements	Peter Roennfeldt	30
Disciple-Making in Revelation	Peter Roennfeldt	34
Adventist History	Mark Pearce, David Jones & John Skrzypaszek	38
Creation and Restoration	Cristian Copaceanu	42
Introduction to Christian History	Wendy Jackson	46
Religious Worldviews and Post-modernism / Secularism	Grego Pillay	50
Discover Your S.H.A.P.E. For Ministry & Purposeful Living	Victor Kulakov	54

Unit Title	Presenter	Page
Dynamics of Salvation	Jeff Parker	60
Missional Small Groups	Johnny Wong	64
Digital Discipleship	Daryl Gungadoo	70
7 S's of Adventism	Morgan Vincent	74
Fundamentals of Evangelism	Gary Webster	78
Church Multiplication #1	Wayne Krause	84
Church Multiplication #2	Vikram Panchal	88
Sharing Your Story	Nick Kross	92
Daniel's God for Today	David Tasker	96
Gospel and Justice	Nathan Brown	100
The Revelation of Jesus — in His Sanctuary	David Tasker	104
Equipping Outposts	Christina Hawkins & Gilbert Cangy	108
Apologetics for Today	Christopher Petersen	112
Movement Building	Christina Hawkins & Gilbert Cangy	116

FOUNDATIONS OF DISCIPLESHIP

UNIT COMPLETED

PRESENTER

PRESENTER'S SIGNATURE

DATE

UNIT TITLE	Foundations of Discipleship (15 hours)
PRESENTER	 <p data-bbox="431 408 620 443">Gilbert Cangy</p>
APPLICATION	<p data-bbox="431 480 1012 600">This subject constitutes a review, exploration and integration of the essential foundations of discipleship as laid down by Jesus at the very beginning of his earthly ministry.</p> <p data-bbox="431 616 955 703">This subject applies to all church professionals and volunteers who desire to engage in authentic discipleship and disciple-making.</p>
COMPETENCY FIELD	DISCIPLESHIP
ELEMENTS	INTEGRATION & EVIDENCE OF LEARNING
<p data-bbox="90 887 370 975">Elements describe the essential outcomes of the subject</p>	<p data-bbox="431 887 1009 975">Integration and Demonstration point to learning that is internalized and shows up in real life, beyond merely assimilation of concepts.</p>
<p data-bbox="90 1015 385 1198">1. Recognise the significance and implications of Jesus' first few days of ministry in reference to discipleship.</p>	<p data-bbox="431 1015 1005 1070">1.1 Review Matthew 3 & 4 to gain an understanding of the message of John the Baptist.</p> <p data-bbox="431 1086 1014 1174">1.2 Follow Jesus as he responds to John the Baptist and outline all the specific significant events/moments he went through until he begins his public ministry.</p> <p data-bbox="431 1190 936 1246">1.3 Discuss the relevance of these moments as foundations for discipleship.</p> <p data-bbox="431 1262 941 1318">1.4 Assess your personal discipleship journey in reference to these foundations.</p>

Foundations of Discipleship (15 hours)

-
- | | |
|---|--|
| 2. Explore the discipleship foundations individually:
KINGDOM | 2.1 Understand the significance Kingdom theme throughout the New Testament.
2.2 Define the now and not yet aspects of the Kingdom.
2.3 Explore the significance of the present aspects of the Kingdom for the discipleship experience.
2.4 Apply the Kingdom reference of the Lord's prayer to your discipleship journey. |
|---|--|
-
- | | |
|---|---|
| 3. Explore the discipleship foundations individually:
Entering the KINGDOM – Water & Spirit Baptism | 3.1 Identify the three essential dynamics present in the baptism of Jesus that inform the beginning of the discipleship experience.
3.2 Explore the meaning of repentance and water baptism.
3.3 Understand the historical significance of the baptism of the Spirit, with special focus on the difference between the Old and the New Testament.
3.4 Discuss the Transforming, Equipping and Abiding presence of the Spirit in the life of the disciple |
|---|---|
-
- | | |
|---|--|
| 4. Explore the discipleship foundations individually:
The Disciple's New identity | 4.1 Explore the significance of the Father's voice heard at Jesus' baptism for the disciple.
4.2 Discuss and appreciate the new status of the disciple and reference to the assurance of salvation.
4.3 Review the Spirit's ministry of assurance in the life of the disciple.
4.4 Describe your current standing with God as a disciple. |
|---|--|
-
- | | |
|--|---|
| 5. Explore the discipleship foundations individually:
Personal Spirituality, the Disciple's Cornerstone. | 5.1 Consider who sent Jesus to the wilderness and examine the importance of those 40 days for him.
5.2 Explore the interaction between Jesus and the devil and review Jesus' consistent response to him.
5.3 Describe how this experience could be considered as the Cornerstone of the disciple's experience.
5.4 Examine various ways of developing personal spirituality and acquaintance with the voice of the Spirit with reference to your own discipleship's journey. |
|--|---|
-

-
6. Explore the discipleship foundations individually:
The Missional Life
- 6.1 Review and discuss the discipleship foundations up to this point.
 - 6.2 Discuss the significance of these foundations as preparation for Mission and disciple making.
 - 6.3 Compare the theme of Jesus' mission to John's theme that he initially responded to; what is the significance?
 - 6.4 Observe the first step Jesus took at the very beginning his mission and discuss the significance of the model.
-
7. Explore the discipleship foundations individually:
The Missional Community
- 7.1 Discuss the method of Jesus in beginning with a small community.
 - 7.2 Explore Jesus' purposes in bringing this small community around him.
 - 7.3 Examine the strategic centrality of small communities in the extension of the Kingdom.
 - 7.4 Design a plan to be a leader of a missional community as the centre piece in your disciple making journey.
-

FOUNDATIONS OF BIBLICAL SPIRITUALITY

UNIT COMPLETED

PRESENTER

PRESENTER'S SIGNATURE

DATE

UNIT TITLE

Foundations of Biblical Spirituality (10.5 hours)

PRESENTER



Allan Walshe

APPLICATION

This subject will further explore the personal understanding and practical application of an ongoing, lifelong interaction with God

COMPETENCY FIELD

PERSONAL SPIRITUALITY

ELEMENTS

INTEGRATION AND DEMONSTRATION

Elements describe the essential outcomes of the subject

Integration and Demonstration point to learning that is internalized and manifested in real life, beyond merely assimilation of concepts.

1. Recognize the *foundational* significance and implications of a follower's personal experience of God.

1.1 Revision of the elements of connection with God, already discovered in the course

1.2. Exploration of further experiential processes, in both understanding and praxis, that will enrich the student's personal journey with God

2. Personal discovery, through instruction and experience, of elements that will be activated in the student's life with God.

2.1 Teaching and Discovery in the area of prayer
Teaching and Discovery in the area of personalizing scripture

2.2 Teaching and Discovery in the 'what and how' of solitude.

2.3 Teaching and Discovery in what Ellen White describes as 'sanctified imagination.'

2.4 Teaching the student how to understand, value and monitor their spiritual journey

- 3. Exploring ways in which the student can elicit interest in this experience of God in the people they connect with on a daily basis.
 - 3.1 Exploration of ways in which the student can introduce “the God life” to people they connect with, without being offensive.
 - 3.2. Having made the connection how to entice their contacts into a walk with God through spiritual activities
 - 3.3 Explore ongoing methods of sharing the spiritual life with those who respond to the student’s connection with them
-


JESUS THE CHRIST

UNIT COMPLETED

PRESENTER

PRESENTER'S SIGNATURE

DATE

UNIT TITLE	Jesus The Christ (6 hours)
PRESENTER	 Gervais Cangy
APPLICATION	<p>This Unit aims at helping the students discover the historical person and message of Jesus of Nazareth whom the NT Scriptures refer to as Jesus Christ and its implication for all those who today call themselves after His name. The students are given an introduction into the historical, social and religious setting of 1st century Judaism in which Jesus is born and in which His message in word and action is formulated. The Unit considers the evidence that led the early followers of Jesus of Nazareth to conclude that Jesus was the Messiah promised in the Jewish Scriptures and how they in turn translate that same conviction in word an action in their immediate surrounds and beyond.</p> <p>This subject applies to all desirous to know who Jesus is in the light of the Scriptures and how to be an authentic follower of His today.</p>
COMPETENCY FIELD	DISCIPLESHIP
ELEMENTS	INTEGRATION AND DEMONSTRATION
Elements describe the essential outcomes of the subject	Integration and Demonstration point to learning that is internalized and manifested in real life, beyond merely assimilation of concepts.

Jesus The Christ (6 hours)

-
- | | |
|--|---|
| 1. Discover the historical markers pertaining to the birth, life and death of Jesus. | 1.1 Review the NT passages that serve as historical markers
1.2 Review extra Biblical sources that attest to the historicity of Jesus of Nazareth
1.3 Reflect on the idea that the Christian faith appeals also to reason |
| 2. Get an understanding of the historical and social setting of the Jewish milieu into which Jesus is born and into which His ministry takes shape | 2.1 Get an introduction in the history of the Jews from Babylon to Rome
2.2 Understand how that history helped to shape the society of Jesus' day
2.3 Get an insight into the different factions that composed 1st century Judaism
2.4 Reflect on the challenges that Jesus faced as He embarked on His mission |
| 3. Understand the beliefs and hopes of 1st century Jews and how they facilitated or hindered the reception of Jesus' message in word and action | 3.1 Discover the various key points of Jewish beliefs such as monotheism election, covenant
3.2 Explore the importance of covenant symbols: Temple, Land, Torah
3.3 Explore the meaning of salvation for 1st century Jews
3.4 Reflect and understand why Jesus' claim to be the Messiah met with unbelief, resistance and opposition |
| 4. Discover how Jesus is the fulfilment of the Jewish Scriptures | 4.1 Explore the testimony of Paul regarding Jesus of Nazareth
4.2 Understand why the resurrection of Jesus was a stumbling block to God fearing Jews
4.3 Discover the relationship between faith and hope in the light of Jesus' resurrection
4.4 Reflect on the meaning of Jesus' resurrection for the followers of Christ today |
-

-
- | | |
|---|---|
| 5. Discover how the promises of God to Israel in the 1st Testament apply to the followers of Jesus the Christ in the NT | 5.1 Examine the nature of the Abrahamic covenant
5.2 Explore the meaning and vocation of Israel
5.3 Discover the relationship between Israel, Jesus and the Church
5.4 Reflect on the vocation and role of Jesus' followers in the world |
|---|---|
-
- | | |
|---|--|
| 6. Discover how the Cross is the means whereby the God of Israel becomes King | 6.1 Explore the Messianic expectations of the Jews in the 1st century
6.2 Discover why the Cross was a stumbling block for the Jews in the 1st century
6.3 Discover how the Cross and the Kingdom belong together
6.4 Reflect on the nature of God's kingdom and its meaning for the followers of Jesus today |
|---|--|
-

JESUS, THE FULFILMENT OF REVELATION

UNIT COMPLETED

PRESENTER

PRESENTER'S SIGNATURE

DATE

UNIT TITLE

Jesus, the Fulfilment of Revelation
(6 hours)

PRESENTER



Gervais Cangy

APPLICATION

This unit aims at helping the students understand the person of Jesus as described in the Book of Revelation. Students are given a brief introduction to the historical context and genre of apocalyptic literature on their way to discovering how the written witness of Jesus in Revelation, his person and ministry are grounded in the understanding that the author and the early Christians had of such key concepts as creational and covenantal monotheism, sanctuary/temple, Sabbath, judgment, new creation.

This subject applies to all desirous to gain a better understanding of the symbolism employed in Revelation to describe the person and ministry of Jesus, and how it can positively in turn impact their witness to others.

COMPETENCY FIELD

DISCIPLESHIP

ELEMENTS

INTEGRATION AND DEMONSTRATION

Elements describe the essential outcomes of the subject

Integration and Demonstration point to learning that is internalized and manifested in real life, beyond merely assimilation of concepts.

-
1. An introduction into the historical context and apocalyptic genre

- 1.1 Situate history and context of the Christian movement in which the author wrote the Book of Revelation
 - 1.2 Establish the difference between classical prophecy and apocalyptic prophecy
-

Jesus, the Fulfilment of Revelation (6 hours)

-
- | | |
|--|---|
| 2. Discover the relationship that the author established between the God of Israel and the person of Jesus | 2.1 Explore the twin scriptural and Jewish belief of the Creational and Covenantal God
2.2 Discover how this twin belief is applied to the person of Jesus in the Book of Revelation
2.3 Discover how Jesus fulfils all the promises of the God of Israel |
| 3. Discover the significance behind such key motifs as the Sanctuary/Temple, Sabbath as a means of understanding the work of Jesus | 3.1 Explore the significance that the Sanctuary / Temple had for the Jews and the early Christians
3.2 Discover how an understanding of Sanctuary/ Temple motif helps to comprehend the extensive use of the Sanctuary theme and symbols throughout the Book of revelation
3.3 Discover the relationship that the Scriptures establish between the Sanctuary/Temple, the Sabbath and the New Creation |
-
-


INSPIRATION & REVELATION

UNIT COMPLETED

PRESENTER

PRESENTER'S SIGNATURE

DATE

UNIT TITLE	Inspiration & Revelation (6 hours)
PRESENTER	 <p>Anthony MacPherson</p>
APPLICATION	<p>This Unit aims at helping students understand how God reveals himself to us and how through a process of inspiration God conveys that revelation to us in Scripture. Comprehending the particular way God reveals and inspires Scripture will help the student understand how to properly interpret Scripture and apply it in their life.</p>
COMPETENCY FIELD	DISCIPLESHIP
ELEMENTS	INTEGRATION AND DEMONSTRATION
<p>Elements describe the essential outcomes of the subject</p>	<p>Integration and Demonstration point to learning that is internalized and manifested in real life, beyond merely assimilation of concepts.</p>
<p>1. Understand what is meant by Revelation and its importance</p>	<p>1.1 Distinguish between general and special revelation 1.2 Grasp the importance of understanding that Revelation happens within</p>
<p>2. Appreciate the different types and characteristics of Revelation and why this is helpful to knowing God</p>	<p>2.1 Identify and appreciate the different types and characteristics of Revelation 2.2 Understand the historical nature of Revelation 2.3 Reflect on value of the various ways God reveals himself 2.4 Understand the ultimate goal of Revelation (for us to encounter God in Jesus Christ)</p>

Inspiration & Revelation (6 hours)

- | | |
|--|--|
| 3. Learn about the process and nature of inspiration | 3.1 Discover what the Bible tells us about the process of inspiration and how it leads to Scripture
3.2 Understand the diverse literary shape of inspired texts
3.3 Appreciate the divine and human elements of inspiration
3.4 Be aware of the differences between models of verbal versus thought inspiration |
| 4. Learn how a correct understanding of Revelation and Inspiration helps us interpret Scripture properly | 4.1 Discover principles for how to interpret inspired writings
4.2 Appreciate the historical, literary, contextual, spiritual elements of inspired texts
4.3 Apply principles to selected biblical examples |
-

Jesus' Principles & Method: Cultivating
Multiplying Kingdom Movements (12 hours)

JESUS' PRINCIPLES & METHOD: CULTIVATING MULTIPLYING KINGDOM MOVEMENTS

UNIT COMPLETED

PRESENTER

PRESENTER'S SIGNATURE

DATE

Jesus' Principles & Method: Cultivating
Multiplying Kingdom Movements (12 hours)

UNIT TITLE

Jesus' Principles & Method: Cultivating
Multiplying Kingdom Movements (12
hours)

PRESENTER



Peter Roennfeldt

APPLICATION

This subject explores Jesus' method of disciple-making and multiplication – as the whole process of evangelism, and how He cultivated His Kingdom movement. This subject applies to all church members, pastors and leaders, with all are called to be disciple-makers.

COMPETENCY FIELD

DISCIPLE-MAKING & MULTIPLICATION

ELEMENTS

INTEGRATION AND DEMONSTRATION

Elements describe the essential outcomes of the subject

Integration and Demonstration point to learning that is internalized and manifested in real life, beyond merely assimilation of concepts.

1. Jesus: 5 phases of his life & ministry, and 5 invitations for disciple-making & multiplication.

1.1 Ability to listen to unchurched people to identify that path for healing.
1.2 Eat with an unchurched person this week, to then lead to Jesus' steps 1-3 (Luke 10:8, 9).

2. Frames of Jesus' disciple-making & movement-building.

2.1 Able to explain Jesus' disciple-making and movement-building frames.
2.2 Give evidence in class or another environment of ability to skill others.

Jesus' Principles & Method: Cultivating Multiplying Kingdom Movements (12 hours)

-
- | | |
|--|--|
| 3. Jesus' harvest model. | 3.1 Able to explain the sequence of Jesus' harvest parable (Mark 4) with his disciple-making teaching (Luke 10).
3.2 Each course participants will develop an oikos and ethne map. |
| <hr/> | |
| 4. Process—simple, reproducible, anyone-can-do-it, at no cost! | 4.1 Ability to engage with unchurched people to lead them on a discipleship and disciple-making path.
4.2 Initiate a <i>Discovery Bible Reading</i> group that includes at least one unchurched person. |
| <hr/> | |
| 5. Jesus: 5 major kingdom movement principles. | 5.1 Able to identify and explain to others these kingdom movement principles.
5.2 Articulate a plan to implement these principles in their local church or community. |
-

DISCIPLE-MAKING IN REVELATION

UNIT COMPLETED

PRESENTER

PRESENTER'S SIGNATURE

DATE

UNIT TITLE

Disciple-Making in Revelation (5 hours)

PRESENTER



Peter Roennfeldt

APPLICATION

This unit explores Revelation as a missionary letter designed to inspire and equip second-generation believers, and those who had not seen Jesus nor met the apostles, with His mission. It will enable participants to understand the historic frames for Adventist evangelism in the past and engage missionally today.

COMPETENCY FIELD

DISCIPLESHIP

ELEMENTS

INTEGRATION AND DEMONSTRATION

Elements describe the essential outcomes of the subject

Understanding Adventism’s historic (and forgotten) approach to public and personal evangelism found in the context and flow of Revelation 14:6-13, with practical implications for a revived mission of disciple-multiplication today and practical relational aspects of addressing current faith questions.

1. Outlines Revelation’s model for mission

1.1 The Revelation of Jesus—frames for mission.
1.2 The gospel and disciple-making from Revelation as a call for mission.

2. Outlines the theology of missional disciple making and multiplication.

2.1 Describe the theological foundations of disciple making and multiplication:
a. The revelation of Jesus
b. The Calvary-Pentecost tipping point
c. The missional foundations in Revelation—messianic spirituality, incarnational ecclesiology, and apostolic leadership

Disciple-Making in Revelation (5 hours)

3. Outlines the flow of evangelism and disciple making as a practical strategy for faith questions and spiritual development.
 - 3.1 Describe the evangelistic flow seen in the messages of Revelation 14:6-13—
 - a. The historic frames for Adventist personal & public evangelism.
 - b. The process for sharing faith and answering their life questions.
 - c. The path for multiplying disciples and cultivating movements.
-




ADVENTIST HISTORY

UNIT COMPLETED

PRESENTER

PRESENTER'S SIGNATURE

DATE

UNIT TITLE	Adventist History (12 hours)		
PRESENTER			
	Mark Pearce	David Jones	John Skrzypaszek
APPLICATION			
COMPETENCY FIELD	DISCIPLESHIP		
ELEMENTS	INTEGRATION AND DEMONSTRATION		
Elements describe the essential outcomes of the subject	Integration and Demonstration point to learning that is internalized and manifested in real life, beyond merely assimilation of concepts.		
1. Awaken an interest in understanding how Adventism developed	1.1 Understand the early spiritual discipleship growth in Ellen White's life 1.2 Understand Ellen's prophetic call 1.3 How the spiritual application of her call influenced the development of the advent movement 1.4 Explore the beginnings of the organisation of the movement		
2. Wholistic Lifestyle	2.1 Develop an awareness of why health reform was important in early Adventism 2.2 Discover the wholistic lifestyle principles 2.3 Application of the wholistic lifestyle principles to life's ongoing journey		

- | | |
|-------------------------------------|--|
| 3. Great Controversy theme | 3.1 Emergence of the great controversy theme
3.2 Elements of the great controversy theme
3.3 Understanding the relevance of the great controversy theme in the changing world. |
| 4. Ellen White as a Social Reformer | 4.1 Understand the dynamics of the changing society that Ellen White lived in during her lifetime.
4.2 What were the social issues of the early church during its development stage?
4.3 Which social issues did Ellen White comment on and what were her instruction on such matters.
4.4 How has this approach to Social issues by Ellen White influenced the church? |
-


CREATION AND RESTORATION

UNIT COMPLETED

PRESENTER

PRESENTER'S SIGNATURE

DATE

UNIT TITLE	Creation and Restoration (9 hours)
PRESENTER	 <p>Cristian Copaceanu</p>
APPLICATION	<p>This unit explores:</p> <ul style="list-style-type: none"> • The purpose of creation • Rebellion in heaven and on earth • The Great Restoration • Biblical metanarrative incorporating creation, rebellion, restoration <p><i>This subject applies to all church professionals and volunteers who desire to engage in authentic discipleship and disciple-making.</i></p>
COMPETENCY FIELD	DISCIPLESHIP
ELEMENTS	<p>INTEGRATION AND DEMONSTRATION</p> <p>Integration and Demonstration point to learning that is internalized and manifested in real life, beyond merely assimilation of concepts.</p> <ol style="list-style-type: none"> 1. Explore the reason and rationale for God’s creative endeavours. <ol style="list-style-type: none"> 1.1 Analyse and define God’s self-identification as ‘love’ 1.2 Review Bible passages that provide insights in God’s creative purpose 1.3 Reflect on the impact of God’s creative intent to personal life and purpose

Creation and Restoration (9 hours)

-
- | | |
|---|--|
| 2. Explore the nature of the rebellion against God in heaven and on earth | 2.1 Analyze and define the concept of 'sin'
2.2 Review Bible passages outlining the nature of rebellion in heaven
2.3 Review Bible passages delineating the fall of humanity in Eden
2.4 Reflect on the impact of rebellion in personal life and practice |
| <hr/> | |
| 3. Explore key elements in the restoration and redemptive process | 3.1 Analyze and define the concept of 'salvation'
3.2 Review various literary devices, their usage and influence in understanding the plan of 'salvation'
3.3 Outline the universal and personal journey of restoration and develop the framework to share it in a simple, concise and impactful manner
3.4 Reflect on the personal interaction and experience with the plan of salvation |
| <hr/> | |
| 4. Integrate creation, rebellion and restoration into a unified narrative with clear interdependent links | 4.1 Identify the links between each element in metanarrative
4.2 Review various soteriological metaphors which assist enhance soteriological perspectives
4.3 Examine limitations of soteriological metaphors and their impact on an effective understanding of the Biblical metanarrative |
-

INTRODUCTION TO CHRISTIAN HISTORY

UNIT COMPLETED

PRESENTER

PRESENTER'S SIGNATURE

DATE

UNIT TITLE

Introduction to Christian History (5 hours)

PRESENTER



Wendy Jackson

APPLICATION

This unit provides a brief historical overview of Christian history focusing particularly on the growth and shaping of the Christian movement over time. It will explore selected individuals and movements while seeking to help participants recognize some of the events and ideas which have had a significant impact on the life and beliefs of the Seventh-day Adventist church today.

COMPETENCY FIELD

DISCIPLESHIP

ELEMENTS

INTEGRATION AND DEMONSTRATION

Elements describe the essential outcomes of the subject

Integration and Demonstration point to learning that is internalized and manifested in real life, beyond merely assimilation of concepts.

1. Explain the broad outline of the development of Christianity

- 1.1 The initial spread of the gospel by the apostles
- 1.2 The challenges faced by the church as it grew after the death of the apostles.
- 1.3 Factors leading to growth and development of the church
- 1.4 Selected key figures and events which shape the story of Christianity

2. Identify how the church shaped and was shaped by society and other factors

- 2.1 The church is born and exists in culture.
- 2.2 Attempts to contextualize and its results.
- 2.3 Church and state relationship
- 2.4 Examples of how society shaped theology and how theology shaped culture

Introduction to Christian History (5 hours)

- 3. Describe the role and importance of Christian history for Christian living and discipleship today
 - 3.1 Decisions from the past impact the Seventh-day Adventist Church today
 - 3.2 A laboratory to understand the implications of ideas and actions
 - 3.3 Learning from the lives of individuals
 - 3.4 Evidence of God's leading and faithfulness
 - 3.5 Considering the implications for Christian living and discipleship
-

Religious Worldviews and
Post-modernism / Secularism (4 hours)


RELIGIOUS WORLDVIEWS AND POST- MODERNISM / SECULARISM

UNIT COMPLETED

PRESENTER

PRESENTER'S SIGNATURE

DATE

UNIT TITLE	Religious Worldviews and Post-modernism / Secularism (4 hours)
PRESENTER	 Grego Pillay
APPLICATION	This unit is an introduction to the three main world religious systems namely: Hinduism; Buddhism; Islam and Post-modernism and Secularism.
COMPETENCY FIELD	DISCIPLESHIP
ELEMENTS	INTEGRATION AND DEMONSTRATION
Elements describe the essential outcomes of the subject	Understanding how Hinduism; Buddhism; Islam and Postmodernism/Secularism answer four fundamental questions (OMMD): <ol style="list-style-type: none"> 1. Origin-Where do we come from? 2. Meaning-Where do we get our sense of Purpose? 3. Morality-How do we distinguish right from wrong? 4. Destiny-What happens to us when we die?
1. Understanding how religious frameworks are established.	1.1 Exploring key individuals in Religious Worldviews 1.2 Show how their contribution shaped their Religious Worldviews and its impact on Society
2. Evaluation in the light of Christianity	2.1 To empower the participant on how to ENGAGE with people from different religious worldviews
3. Unity in Diversity	3.1 Demonstrate the ability to explain what is meant by the principle of Unity in Diversity. 3.2 Understanding the principle of Unity in Diversity in Christianity

DISCOVER YOUR S.H.A.P.E. FOR MINISTRY & PURPOSEFUL LIVING

UNIT COMPLETED

PRESENTER

PRESENTER'S SIGNATURE

DATE

UNIT TITLE

Discover Your S.H.A.P.E. For Ministry & Purposeful Living (10 Hours)

PRESENTER



Victor Kulakov

APPLICATION

This unit enables participants to discover their own Spiritual Gifts, Heart felt areas of passion, Abilities, Personality type and Experiences and equips them to lead in discovery sessions for other people.

COMPETENCY FIELD

DISCIPLESHIP

ELEMENTS

Elements describe the essential outcomes of the subject

INTEGRATION AND DEMONSTRATION

Integration and Demonstration point to learning that is internalized and manifested in real life, beyond merely assimilation of concepts.

1. Explore the topic of purposeful living according to God's will and enthuse people to discover their own purpose for living.

- 1.1 Explore the topic of a purposeful God.
 - 1.2 Explore the topic of enabling God.
 - 1.3 Explore the topic of self-discovery in the light of God's will.
-

2. Explore the topic of Spiritual Gifts in the Bible and their implication on our ministry and life's calling

- 2.1 Examine Spiritual Gifts in the Bible.
 - 2.2 Explore the impact of Spiritual Gifts upon our ministry and calling.
-

<p>3. Analyze and explore best practices of discovering Spiritual Gifts</p>	<p>3.1 Examine various pathways of discovering Spiritual Gifts. 3.2 Interpret the suggested Spiritual Gifts Inventory. 3.3 Mentor the group in discovering their own Spiritual Gifts.</p>
<p>4. Analyse and explore best practices of discovering Area of Passion and Natural Abilities</p>	<p>4.1 Examine various pathways of discovering areas of Passion and Abilities 4.2 Interpret the suggested Passion and Abilities Discovery Inventory. 4.3 Mentor the group in discovering their own areas of Passion and Abilities.</p>
<p>5. Analyse and explore best practices of personality type discovery.</p>	<p>5.1 Examine various pathways of discovering areas of Passion and Abilities 5.2 Interpret the suggested Passion and Abilities Discovery Inventory. 5.3 Mentor the group in discovering their own areas of Passion and Abilities.</p>
<p>6. Discuss the impact of various life experiences upon people's calling and purpose.</p>	<p>6.1 Examine how life experiences impact people's sense of calling. 6.2 Interpret the suggested Experiences Discovery Inventory. 6.3 Mentor the group in discovering their own significant experiences that shape them.</p>
<p>7. Describe the best local church cultural climate for implementation of SHAPE and further grow</p>	<p>7.1 Examine how life experiences impact people's sense of calling. 7.2 Interpret the suggested Experiences Discovery Inventory. 7.3 Mentor the group in discovering their own significant experiences that shape them.</p>

8. Explore the best member engagement practices	8.1 Examine the current member engagement practices in local churches. 8.2 Examine the best employee or volunteer engagement practices. 8.3 Discuss how any church can use the best people engagement practices in their context.
9. Describe possible roadblock for people to discover their uniqueness and calling.	9.1 Discuss the pathways towards greater clarity in discovering people's calling. 9.2 Describe and address potential roadblocks in discovering people's calling.
10. Describe the best steps forward in equipping and mentoring others	10.1 Discuss the difference between a teacher and mentor and coach. 10.2 Facilitate role-play opportunities for participants to practice coaching conversations while helping others to discover their S.H.A.P.E.


DYNAMICS OF SALVATION

UNIT COMPLETED

PRESENTER

PRESENTER'S SIGNATURE

DATE

UNIT TITLE	Dynamics of Salvation (3 hours)
PRESENTER	 Jeff Parker
APPLICATION	<p>This subject constitutes a review, exploration and greater knowledge of what salvation is within the bible. It is designed to give a deeper understanding of how the assurance of salvation can give peace and hope to each person as they live their life as a disciple of Jesus.</p> <p>This subject applies to all church professionals and volunteers who desire to understand salvation and how it will give inner peace, hope and comfort to the Christian.</p>
COMPETENCY FIELD	DISCIPLESHIP
ELEMENTS	INTEGRATION AND DEMONSTRATION
Elements describe the essential outcomes of the subject	Integration and Demonstration point to learning that is internalized and manifested in real life, beyond merely assimilation of concepts.
1. Understanding what salvation is.	1.1 Review some core questions that will set the scene for the Dynamics of Salvation. 1.2 Understand what Salvation is? 1.3 An overview of some key salvific texts 1.4 Review what it means to be saved?

Dynamics of Salvation (3 hours)

2. An Old Testament foundation of Salvation and the Gospel	2.1 Get an overview of the first picture of salvation in the bible 2.2 Review how sin entered planet earth 2.3 Contrast Grace and Guilt within the Old Testament 2.4 Get an insight on Salvation before Christ's first coming.
3. Israel as a redeemed people of God	3.1 Explore snapshots of salvation for Israel as a nation. 3.2 Discover the ongoing rejection of salvation by God's chosen nation. 3.3 Review God's long-suffering attitude to a disobedient Israel
4. Salvation in the New Testament	4.1 Contrast the dynamics of salvation between the Old Testament and New Testament. 4.2 Review key New Testament texts on salvation. 4.3 Understand the process of new birth as outlined in John 3.
5. Understanding Christian faith.	5.1 Understand what Christian faith is. 5.2 Explore how a person grows their faith
6. Jesus Christ – the author and finisher of Salvation	6.1 Understanding Jesus' reason for coming to earth 6.2 Review key verses that give insights into Jesus' love for humanity 6.3 Exploring what salvation in Christ is and isn't 6.4 Reflect on Jesus' greatest gift
7. Living a "saved" life	7.1 Understanding what it means to be saved 7.2 Reflect on the gift from Jesus – the undeserved gift of grace. 7.3 Understand how to live within


MISSIONAL SMALL GROUPS

UNIT COMPLETED

PRESENTER

PRESENTER'S SIGNATURE

DATE

UNIT TITLE	Missional Small Groups (10.5 hours)
PRESENTER	 <p data-bbox="430 408 622 443">Johnny Wong</p>
APPLICATION	<p data-bbox="430 478 1021 663">This unit is to teach the students the theory and the practical elements of missional small groups. In the theory, they will learn the model from New Testament church, early Adventist history, Spirit of Prophecy counsel and current case studies of effective missional small groups.</p> <p data-bbox="430 679 1030 769">The foundation for missional small groups is systematic discipleship training of believers in discipleship groups with a clear goal for being missional.</p> <p data-bbox="430 785 1023 906">In the practical elements role modelling of small groups is often essential as 'seeing is believing' and students can visualize the process and learn to contextualize the principles in their local church situation.</p> <p data-bbox="430 922 1021 1008">This subject applies to all church professionals and laity who desire to engage in authentic discipleship and disciple-making.</p>
COMPETENCY FIELD	DISCIPLESHIP
ELEMENTS	INTEGRATION AND DEMONSTRATION
Elements describe the essential outcomes of the subject	Integration and Demonstration point to learning that is internalized and manifested in real life, beyond merely assimilation of concepts.

Missional Small Groups (10.5 hours)

-
- | | |
|--|---|
| 1. Understand the current paradigm of our missional approach | 1.1. Understanding paradigm and how it impacts change
1.2. Review current missional process by most local churches
1.3. Survey New Testament approach for mission
1.4. Explore case study of a missional church based on small groups |
| <hr/> | |
| 2. Discipleship Model | 2.1. Importance of discipleship small groups
2.2. Define discipleship and the goals of discipleship
2.3. New Testament growth and explosion
2.4. Applying the model in a case study |
| <hr/> | |
| 3. Four Foundations for training missional small group leaders | 3.1 Four ingredients of training missional small group leaders and core members i.e. how do we train leaders?
3.2. Importance of personal work e.g. mentoring, intentional discipleship, investment of time, in discipleship training groups
3.3. Explore the power of the word of God in transformation of a disciple's mindset and approach to ministry and life.
3.4. Systematic training plan – the philosophy and tools behind the training process.
3.5. The importance of accountability not for policing but empowering a believer to grow to a higher level in their walk with Christ. |
-

-
- | | |
|--|--|
| 4. What is hindering missional small groups? | 4.1. Missional small groups is not a new concept and has been around in Adventism since inception but we have not seen it work in global north region. Understand what the reasons are why it fails.
4.2. Program centric churches versus people-centric churches
4.3. Lack of systematic training
4.4. No clear people-group, ways to engage and 'fishing pongs' for mission
4.5. Lack of leadership modelling as it is not priority
4.6. No vision to multiply into the harvest with groups and church plants
4.7. Role play and demonstration of discipleship training groups |
| <hr/> | |
| 5. Making missional small group work | 5.1. Running effective missional small groups
5.2. Tools and resources for fellowship
5.3. Tools and resources for sharing the word
5.4. Tools and resources for prayer
5.5. Working with the local church cycle of evangelism
5.6. Managing change and the next steps
5.7. Role play and demonstration of missional small groups |
-


DIGITAL DISCIPLESHIP

UNIT COMPLETED

PRESENTER

PRESENTER'S SIGNATURE

DATE

UNIT TITLE	Digital Discipleship (12 hours)
PRESENTER	 <p>Daryl Gungadoo</p>
APPLICATION	<p>This module aims to provide students with an analytical and evaluative study of biblical and secular communication and ministry models that will result in high levels of competency in communicating the Gospel through a variety of 21st-century digital media.</p>
COMPETENCY FIELD	DIGITAL COMMUNICATION
ELEMENTS	INTEGRATION AND DEMONSTRATION
<ul style="list-style-type: none"> • Industry • Communications • Marketing Funnel 	<p>Articulate a well-developed theology of Christian communication based on a critical analysis of the biblical text.</p>
<ul style="list-style-type: none"> • Blogs, Memes, Audiograms • Podcasts & Vlogs • Livestream 	<p>Demonstrate a high degree of skill and understanding of the various factors that contribute to effective contemporary communication, with an emphasis on digital communication both within and without a church setting.</p>
<ul style="list-style-type: none"> • Become an influencer • The Trust Economy • Target Audience • Understanding Generation Gaps 	<p>Creatively communicate the Gospel through selected digital media, including social media, livestreaming and radio.</p>
<p>50 Cognitive Biases</p> <p>Dealing with Fake News & Trolls</p>	<p>Understand and creatively address challenges in the Social Media Landscape</p>


7 S's OF ADVENTISM

UNIT COMPLETED

PRESENTER

PRESENTER'S SIGNATURE

DATE

UNIT TITLE	7 S's of Adventism (6 hours)
PRESENTER	 Morgan Vincent
APPLICATION	This subject will incorporate 7 key elements of the Adventist message as centred on Jesus Christ. Students will understand the inter-connected system of truth, that is, the Adventist message, which presents the most beautiful picture of the character of God.
COMPETENCY FIELD	DISCIPLESHIP
ELEMENTS	INTEGRATION AND DEMONSTRATION
Elements describe the essential outcomes of the subject	Integration and Demonstration point to learning that is internalized and manifested in real life, beyond merely assimilation of concepts.
1. Outlines the Biblical nature of truth	1.1 The need for objective truth in a relative, pluralistic, post-Christian world 1.2 Understand the Bible as our only source of objective truth
2. Know the 7 S's of Adventism	2.1 Understand the 7 S's of Adventism as seen within the Bible (Scriptures, Salvation, Sanctuary, Sabbath, State of the dead, Spiritual gifts, Second coming)
3. Understand how these 7 S's grow one's relationship with Jesus	3.1 Discuss how these 7 S's grow one's relationship with Jesus. 3.2 Understand that the Adventist message is vibrant, relevant, and vital to the growth of the disciple.

7 S's of Adventism (6 hours)

- | | |
|--|---|
| 4. Gain the skills in sharing these 7 S's as they go in being disciples. | 4.1 Understand the relevant and practical ways in which to share the 7 S's of Adventism as key answers to our world and the big questions of life |
|--|---|
-


FUNDAMENTALS OF EVANGELISM

UNIT COMPLETED

PRESENTER

PRESENTER'S SIGNATURE

DATE

UNIT TITLE	Fundamentals of Evangelism (6 hours)
PRESENTER	 Gary Webster
APPLICATION	<p>This subject constitutes an introduction to the nature, purpose, various settings, and key principles of successful evangelism and its relationship to discipleship. Finally it examines the role and importance of end-time prophecy in evangelism.</p> <p>Given the significance of evangelism to all disciples in their call to make disciples, this subject applies to all church members, both professionals and volunteers.</p>
COMPETENCY FIELD	EVANGELISM
ELEMENTS	INTEGRATION AND DEMONSTRATION
Elements describe the essential outcomes of the subject	Integration and Demonstration point to learning that is internalized and manifested in real life, beyond merely assimilation of concepts.

1. Understand the nature of Biblical evangelism & the various types of evangelism in the disciple-making process
 - 1.1 Review the teachings of both Jesus and Paul as to the nature of evangelism and its relationship to disciple-making
 - 1.2 Survey the various settings/types of evangelism found in the Bible and their application in contemporary society
 - 1.3 Understand how & when the various forms can be applied in the local church
 - 1.4 Explore how the various forms of evangelism relate to personality and spiritual gifts
 - 1.5 Discussion Groups:**
 - a. In a small group, each person to articulate what is at the heart of Biblical evangelism
 - b. In a small group, each person to share an example of both public and one on one evangelism found in the Bible

 2. Understand the Role of Evangelism in Discipleship
 - 2.1 Review Christ's disciple-making commission in both Matthew 28 and Mark 16, and Paul's teaching on spiritual gifts in Ephesians 4:11-16 in order to understand the purpose of evangelism in disciple-making
 - 2.2 Understand why the gospel makes disciples
 - 2.3 Discussion Groups:**
 - a. In a small group, each person to give an example of people they personally know, or in the Bible, who have been changed by the gospel message
-

3. Making Evangelism Effective

3.1 Understanding the key principles for successful evangelism as found in the Bible and Spirit of Prophecy

3.2 Applying these principles to the various forms of evangelism

3.3 Discussion Groups:

- a. In a small group, each person to give an example of a successful evangelism project they have observed or been involved in, and share the principles that they witnessed that made it successful
- b. In a small group, each person to give an example of unsuccessful evangelism they have observed or been involved in and what principle of evangelism were lacking

4. Evangelism & the End-times

4.1 Reviewing the Biblical & Spirit of Prophecy reasons for prophecy

4.2 Understanding what are the most important prophecies of Jesus, Daniel and the Revelation that we are called to share in order to have successful evangelism

4.3 Understanding the importance of sharing the gospel in the context of prophecy

4.4 Discussion Groups:

- a. Share what impact Bible prophecy has had on your own journey with God.
- b. Share which Bible prophecy you feel would be helpful to a friend and why?

4.5 Evangelism Project:

- a. Assist in a PROPHETICA event and attend the follow up Prophecy Seminar as you are able
- b. On no more than 1 page, set out the strengths, weaknesses and challenges of the PROPHETICA event you were involved in, in light of the principles of preparation, presentation and follow up that were shared in class


CHURCH MULTIPLICATION #1

UNIT COMPLETED

PRESENTER

PRESENTER'S SIGNATURE

DATE

UNIT TITLE	Church Multiplication #1 (6 hours)
PRESENTER	 <p data-bbox="430 405 631 443">Wayne Krause</p>
APPLICATION	<p data-bbox="430 478 994 600">This unit explores the biblical, historical and best practices of church multiplication. It will enable the participant to see their potential in planting churches that make disciples</p>
COMPETENCY FIELD	DISCIPLESHIP
ELEMENTS	INTEGRATION AND DEMONSTRATION
<p data-bbox="87 778 369 868">Elements describe the essential outcomes of the subject</p>	<p data-bbox="430 778 1008 900">Understanding of how church planting and multiplication has historical, biblical and practical implications will equip the participant with the skills to plant or be part of a church plant.</p>
<p data-bbox="87 938 374 1027">1. Outlines the Biblical background to church multiplication</p>	<p data-bbox="430 938 967 1037">1.1 Basis of disciple making 1.2 The gospel and disciple making as it applies to church multiplication</p>
<p data-bbox="87 1075 396 1165">2. Outlines the Theological background to church multiplication</p>	<p data-bbox="430 1075 1016 1244">2.1 Describe the theological reasons to plant churches: a. Our Theology of God b. Our Ecclesiology c. Our Missiology d. Our Eschatology</p>
<p data-bbox="87 1283 380 1340">3. Outlines the History as church multiplication</p>	<p data-bbox="430 1283 999 1382">3.1 Outlines the Biblical history of church planting 3.2 Describes the history of the Adventist church as a church planting movement</p>

Church Multiplication #1 (6 hours)

- | | |
|---|--|
| 4. Describe the various types and processes for planting churches | 3.1 Demonstrate the ability to assess and evaluate the various models of church planting |
| | 3.2 Demonstrate the ability to assess and evaluate various disciple making processes |
-


CHURCH MULTIPLICATION #2

UNIT COMPLETED

PRESENTER

PRESENTER'S SIGNATURE

DATE

UNIT TITLE	Church Multiplication #2 (6 hours)
PRESENTER	 Vikram Panchal
APPLICATION	This unit explores the key essentials needed to ensure church plants can thrive and reproduce to create a church planting movement. It will enable the participant to learn first-hand what is needed to plant a vibrant new church for Christ.
COMPETENCY FIELD	DISCIPLESHIP
ELEMENTS	INTEGRATION AND DEMONSTRATION
Elements describe the essential outcomes of the subject	Understanding of how church planting and multiplication has practical implications will equip the participant with the skills to plant or be part of a church plant.
1. Outlines the first essential of church planting	1.1 The need for commitment rather than involvement 1.2 The need for a priesthood of all believers
2. Outlines the second essential of church planting	2.1 Understand what it takes to make a disciple in a church plant 2.2 Understand the different segments of the evangelism cycle that create leaders with the vision for multiplying churches
3. Outlines the third essential of church planting	3.1 Addresses the fundamental shifts in church culture needed to create vibrant and thriving, disciple-making church plants

Church Multiplication #2 (6 hours)

4. Outlines the fourth essential of church planting

4.1 Understand how to deal with varying views and schools of thought at inception of church planting to ensure you don't get distracted or derailed from your primary calling

5. Outlines the fifth essential of church planting

5.1 Understand the vital need of building relationships with members and visitors to build trust and loyalty – essentials in holding a group together, creating healthy church planting culture, and multiplying churches

SHARING YOUR STORY

UNIT COMPLETED

PRESENTER

PRESENTER'S SIGNATURE

DATE

UNIT TITLE

Sharing Your Story (3 hours)

PRESENTER



Nick Kross

APPLICATION

This unit explores the theological principles of your encounter with Christ and the impact knowing Christ makes in your life. Secondly, learning the value and process of knowing and being prepared to share your story of how Jesus has changed your life.

This subject applies to all followers of Jesus regardless of their profession or current role in the local church, who have a desire to share their faith with others.

COMPETENCY FIELD

DISCIPLESHIP

ELEMENTS

Elements describe the essential outcomes of the subject

1. Outlines the Biblical background to Christ's invitation to get to know Him

INTEGRATION AND DEMONSTRATION

Understanding the process of becoming a follower of Christ and how our lives will be transformed by the infilling of the Holy Spirit in our lives. In addition, to be able to articulate this Kingdom story to others with a desire to invite them into the same transforming journey.

- 1.1 Biblical framework for knowing Christ.
- 1.2 Biblical stories of Christ's invitation to know Him.

Sharing Your Story (3 hours)

-
- | | |
|---|--|
| 2. Outlines the essential structure of a Biblically-based testimony | 2.1 Before meeting Christ based on Paul's testimony.
2.2 Growing into a walk with Christ based on Nicodemus testimony.
2.3 Meeting Christ based on Paul's testimony.
2.4 Life after meeting Christ based on Paul's testimony. |
| 3. Outlines how to construct your individual story | 3.1 Developing the key elements of your individual story.
3.2 Refining your story.
3.3 Adding biblical references.
3.4 Tips for making your story relatable and effective. |
| 4. Sharing your personal story with others | 4.1 Overcoming nervousness.
4.2 The joy of sharing your story.
4.3 Where to from here? |
-


DANIEL'S GOD FOR TODAY

UNIT COMPLETED

PRESENTER

PRESENTER'S SIGNATURE

DATE

UNIT TITLE	Daniel's God for Today (12 hours)
PRESENTER	 David Tasker
APPLICATION	<p>This unit examines the God that inspired Daniel and his friends to be heroes of faith. Each chapter of the book gives a different perspective on God's character.</p> <p>The implication of this is that God encourages His people in a variety of challenging situations, preparing them for whatever life throws at them. People we introduce to Jesus need those life skills.</p>
COMPETENCY FIELD	DISCIPLESHIP
ELEMENTS	INTEGRATION AND DEMONSTRATION
<p>Elements describe the essential outcomes of the subject</p>	<p>Integration and Demonstration point to learning that is internalized and manifested in real life, beyond merely assimilation of concepts.</p>
<p>1. God with His people in Crisis</p>	<p>1.1 World politics and invasion – so what's new? 1.2 What Daniel lost when the invaders came 1.3 What he still had control of 1.4 God stays with His people in crisis</p>
<p>2. Divine insight</p>	<p>2.1 When the experts prove to be clueless 2.2 God's timetable for the nations 2.3 He holds people accountable 2.4 The good news of the judgment</p>

Daniel's God for Today (12 hours)

3. God is there for us on cold, lonely, and dangerous nights

- 3.1 Facing unthinkable dangers
 - 3.2 The importance of standing for Jesus
 - 3.3 Deliverance or divine presence?
 - 3.4 When God stands for us
-

4. How God deals with proud leaders

- 4.1 Saved by being in the mud
 - 4.2 Being lost in the party
 - 4.2 The importance of looking up
 - 4.3 The danger of not looking out
-

5. God sets a time limit on evil

- 5.1 When God answers prayer in a moment
 - 5.2 God and international politics
 - 5.3 The God of the details
 - 5.4 The God of deliverance
-


GOSPEL AND JUSTICE

UNIT COMPLETED

PRESENTER

PRESENTER'S SIGNATURE

DATE

UNIT TITLE	Gospel and Justice (6 hours)
PRESENTER	 <p data-bbox="430 405 630 437">Nathan Brown</p>
APPLICATION	<p data-bbox="430 475 1031 820">This subject explores the Bible’s repeated call to “do justice” and how this is reflected in the life, teaching and ministry of Jesus. It will be demonstrated that justice is core to our understanding and expression of the gospel. As well as exploring the biblical foundations and connections, this subject will ask questions about what it means to enact the gospel in these ways in our time and place, and the discipleship that underpins resilience in non-violent justice-doing and transformative engagement in our communities and in the world around us.</p>
COMPETENCY FIELD	DISCIPLESHIP
ELEMENTS	INTEGRATION AND DEMONSTRATION
<p data-bbox="87 1005 369 1094">Elements describe the essential outcomes of the subject</p>	<p data-bbox="430 1005 1009 1094">Integration and Demonstration point to learning that is internalized and manifested in real life, beyond merely assimilation of concepts.</p>
<p data-bbox="87 1133 400 1286">1. Identify key biblical themes of justice and its inherence in a wholistic understanding of the gospel</p>	<p data-bbox="430 1133 1016 1190">1.1 Overview the recurring focus on justice and poverty throughout the Bible.</p> <p data-bbox="430 1203 1016 1260">1.2 Recognise the continuing focus on and practice of justice in the life, teachings and ministry of Jesus.</p> <p data-bbox="430 1273 1016 1334">1.3 Consider what it means to talk about the public gospel.</p>

Gospel and Justice (6 hours)

2. Explore biblical principles for authentic and resilient action for justice

- 2.1 Define a biblical understanding of wholistic justice.
 - 2.2 Discuss the “political” objection to working for justice.
 - 2.3 Practical ways in which faith offers a motivation and method for working for justice.
-

3. Discover discipleship as a foundation and tool for doing justice well and loving our neighbours well

- 3.1 Consider examples of non-violent activism for justice in Christian history.
 - 3.2 Explore discipleship practices as a foundation and practice of justice in ordinary and extraordinary contexts.
 - 3.3 Practical steps for recognising justice as authentic component of the life and ministry of the local church.
-
-


THE REVELATION OF JESUS — IN HIS SANCTUARY

UNIT COMPLETED

PRESENTER

PRESENTER'S SIGNATURE

DATE

UNIT TITLE	The Revelation of Jesus – in His Sanctuary (9 hours)
PRESENTER	 David Tasker
APPLICATION	This unit looks beyond the beasts and conspiracies to the Sanctuary's role in the end times, placing God firmly on His throne in directing all that happens to restore a broken creation. People we introduce to Jesus need that assurance.
COMPETENCY FIELD	DISCIPLESHIP
ELEMENTS	INTEGRATION AND DEMONSTRATION
Elements describe the essential outcomes of the subject	Integration and Demonstration point to learning that is internalized and manifested in real life, beyond merely assimilation of concepts.
1. Introduction	1.1 Introducing the writer and his times 1.2 Ensuring the message gets out
2. Jesus and the seven churches	2.1 Challenges the churches face 2.2 What Jesus promises them
3. Jesus and the seven seals	3.1 God on His throne 3.2 The priority that Jesus places on redeeming people
4. Jesus and the seven trumpets	4.1 God's wrath mixed with mercy 4.2 Giving power to His witnesses to proclaim good news

The Revelation of Jesus – in His Sanctuary (9 hours)

5. Where is Jesus when the nations get angry?	5.1 Satan loses, Jesus wins 5.2 God's people finish proclaiming the good news
6. Jesus and the seven last plagues	6.1 The climax of God's displeasure for people trashing all that He made 6.2 How Jesus protects His people at that time
7. Jesus and the final climax	7.1 When multitudes sing "Hallelujah!" 7.2 Field trip to the universe's throne room
8. The story concludes	8.1 The New Jerusalem 8.2 All God's promises fulfilled



EQUIPPING OUTPOSTS

UNIT COMPLETED

PRESENTER

PRESENTER'S SIGNATURE

DATE

UNIT TITLE	Equipping Outposts (6 hours)	
PRESENTER		
	Christina Hawkins	Gilbert Cangy
APPLICATION	<p>This Unit will instil in participants a thorough understanding of the significance of a missional community in God's Kingdom plan. The practical piece of the Unit will focus on the formation and development of such communities with specific attention to the training and equipping of the leader.</p>	
COMPETENCY FIELD	DISCIPLESHIP	
ELEMENTS	INTEGRATION AND DEMONSTRATION	
1. A definition and rationale for the word Outpost	<p>1.1 An Outpost in contemporary understanding 1.2 An Outpost in terms of now and not yet of the Kingdom of God 1.3 The core functions of an Outpost 1.4 The Missional Outpost</p>	
2. The Outpost leader	<p>2.1 Jesus our example in Outpost leadership (Mark 3:14) 2.2 The Outpost leader and the Local Church 2.3 The Outpost Leader as a church planter</p>	
3. Initiating the Outpost	<p>3.1 Setting out the charter for the Outpost 3.2 Identifying Persons of Peace and potential partners 3.3 The Logistics of an Outpost 3.4 The Outpost Curriculum</p>	

Equipping Outposts (6 hours)

4. Creating an Outpost Network

- 4.1 Local, Regional, Conference, National Networks
 - 4.2 Networks & Movement Thinking
-

APOLOGETICS FOR TODAY

UNIT COMPLETED

PRESENTER

PRESENTER'S SIGNATURE

DATE

UNIT TITLE	Apologetics for Today (3 hours)
PRESENTER	 <p data-bbox="430 408 725 440">Christopher Petersen</p>
APPLICATION	<p data-bbox="430 480 994 600">This unit explores the motivations for and correct means for apologetics, questions to ask to engage in spiritual conversations, and basic rules of logic and identifying logical fallacies.</p>
COMPETENCY FIELD	DISCIPLESHIP
ELEMENTS	INTEGRATION AND DEMONSTRATION
<p data-bbox="87 783 369 871">Elements describe the essential outcomes of the subject</p>	<p data-bbox="430 783 1005 871">Integration and Demonstration point to learning that is internalized and manifested in real life, beyond merely assimilation of concepts.</p>
<p data-bbox="87 911 369 999">1. Describe the correct motivations for and means of apologetics</p>	<p data-bbox="430 911 1005 999">1.1 Describe in depth their personal philosophy and purpose for engaging in apologetics and spiritual conversations.</p> <p data-bbox="430 1015 1005 1046">1.2 Describe the four foundations for apologetics.</p> <p data-bbox="430 1062 1005 1094">1.3 Evaluate a Biblical justification for apologetics.</p> <p data-bbox="430 1110 1005 1158">1.4 Evaluate different attitudes during witnessing and their efficacy.</p>
<p data-bbox="87 1190 380 1278">2. Describe and apply the Columbo Method of Apologetics</p>	<p data-bbox="430 1190 1028 1254">2.1 Describe the purpose of asking questions during conversation.</p> <p data-bbox="430 1270 1028 1334">2.2 Describe the three questions used in the Columbo Method.</p> <p data-bbox="430 1350 1028 1414">2.3 Demonstrate competency of the questions and effective usage of them.</p> <p data-bbox="430 1430 1028 1461">2.4 Demonstrate proper character while using questions as discussed in apologetics foundations</p>

Apologetics for Today (3 hours)

3. Describe and apply other 'Helpful Hints' for apologetics

3.1 Describe helpful hints and what situations they would be applied in.

3.2 Demonstrate an ability to use hints on a variety of subjects.

4. Describe and evaluate logical fallacies

4.1 Describe a variety of common logical fallacies.

4.2 Demonstrate an ability to identify certain logical fallacies and evaluate them in specific scenarios



MOVEMENT BUILDING

UNIT COMPLETED

PRESENTER

PRESENTER'S SIGNATURE

DATE

UNIT TITLE	Movement Building (6 hours)	
PRESENTER		
	Christina Hawkins	Gilbert Cangy
APPLICATION	<p>This Unit will instil in participants a thorough understanding of the significance of a missional community in God's Kingdom plan. The practical piece of the Unit will focus on the formation and development of such communities with specific attention to the training and equipping of the leader.</p>	
COMPETENCY FIELD	DISCIPLESHIP	
ELEMENTS	INTEGRATION AND DEMONSTRATION	
1. A definition and rationale for the word Outpost	<p>1.1 An Outpost in contemporary understanding 1.2 An Outpost in terms of now and not yet of the Kingdom of God 1.3 The core functions of an Outpost 1.4 The Missional Outpost</p>	
2. The Outpost leader	<p>2.1 Jesus our example in Outpost leadership (Mark 3:14) 2.2 The Outpost leader and the Local Church 2.3 The Outpost Leader as a church planter</p>	
3. Initiating the Outpost	<p>3.1 Setting out the charter for the Outpost 3.2 Identifying Persons of Peace and potential partners 3.3 The Logistics of an Outpost 3.4 The Outpost Curriculum</p>	

Movement Building (6 hours)

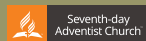
4. Creating an Outpost Network

4.1 Local, Regional, Conference, National Networks

4.2 Networks & Movement Thinking



institute4discipleship



South Pacific



catalyst.c4d.au