



# PowerPoint Presentation

**Some good advice!**

---



# Structure

- **Preparing a talk takes longer than you think. Start early!**
- **Research your topic thoroughly and present items in a logical sequence**




**Start early!**

## 2

# Presentation design

- Keep words to a minimum
- Use bullet points and short sentences
- Use pictures instead of words if you can
- Proofread everything!



**A picture is worth a  
thousand words**

## ... Presentation design

- Display just one new point at a time.
- Align text left or right. Centred text is hard to read.


< = >

Less is more!

## ... Presentation design

Use transitions to bring in new points (fades, swipes, flashing text etc)

... but don't overdo it!



## ... Presentation design

Most clipart is old hat now.

Try to find fresh, new images or photographs.

[www.freeimages.com](http://www.freeimages.com) is a great place to start.






## Background

- **A white background is hard on the eyes**
- **Remember - Colours appear lighter when projected**
- **Use the same background throughout for a professional look**

## Fonts

### Tip 1

Use light on dark or  
dark on light

 Sharp contrast =  
Easy to read

 Poor contrast =  
Hard to read



... Fonts

## ✓ Tip 2

- ❖ Use Serif fonts for main text
- ❖ Use Sans Serif fonts for headings
- ❖ Use no more than 3 different font types

### Serif Fonts

Times New Roman

Garamond

Bodoni

### Sans Serif Fonts

Arial

Tahoma

Verdana

... Fonts

## ✓ Tip 3

Avoid using all capitals

Avoid using script type fonts

### CAPITAL LETTERS

- USING ALL CAPITAL LETTERS IS LIKE SHOUTING AT SOMEONE
- HAVING EVERYTHING IN CAPS IS HARD TO READ
- *So is a script type font*

... Fonts

## ✓ Tip 4

Avoid using italics  
except for *emphasis*

## Italics

- Avoid using *italics*
- Use only for *emphasis*
- Bold the *italicized words*

... Fonts

## ✓ Tip 5

Make the fonts as large as you can

## Font size

- Absolute Minimum = 18 points
- Ideal = 24 - 32 points
- Headings =  
34 - 44 points

## 5 Animation

Use animations and transition effects sparingly.

They can be annoying!



## 6 Hyperlinks

Add interest by including short video or audio clips.

Use hyperlinks if necessary

[How to give an awesome PowerPoint presentation](#)



## 7 Presentation

- Speak *slowly*
- Read from your notes – not the screen
- Face the audience at all times
- Practise your speech to make sure it is the right length



**Start now to create a  
superb powerpoint!**

**The End**

